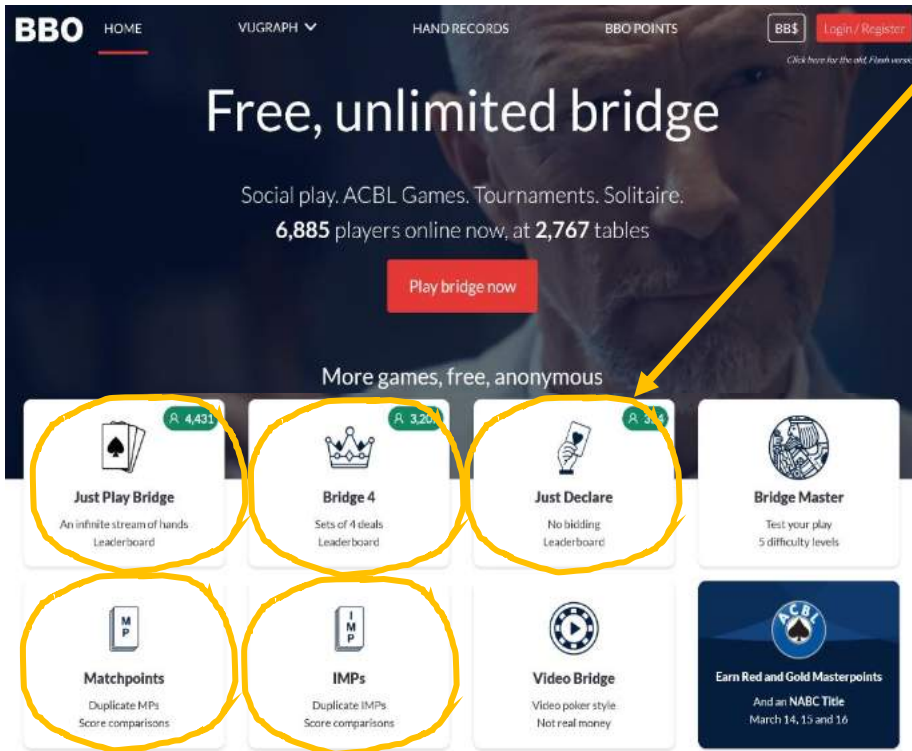


Introduction to Playing Bridge Online

Jessica Brake for NSBC

While we are currently unable to play bridge in person, there are many ways we can continue to enjoy playing and learning about bridge. One of the best (and free) websites, is BBO. To get started, visit: www.bridgebase.com

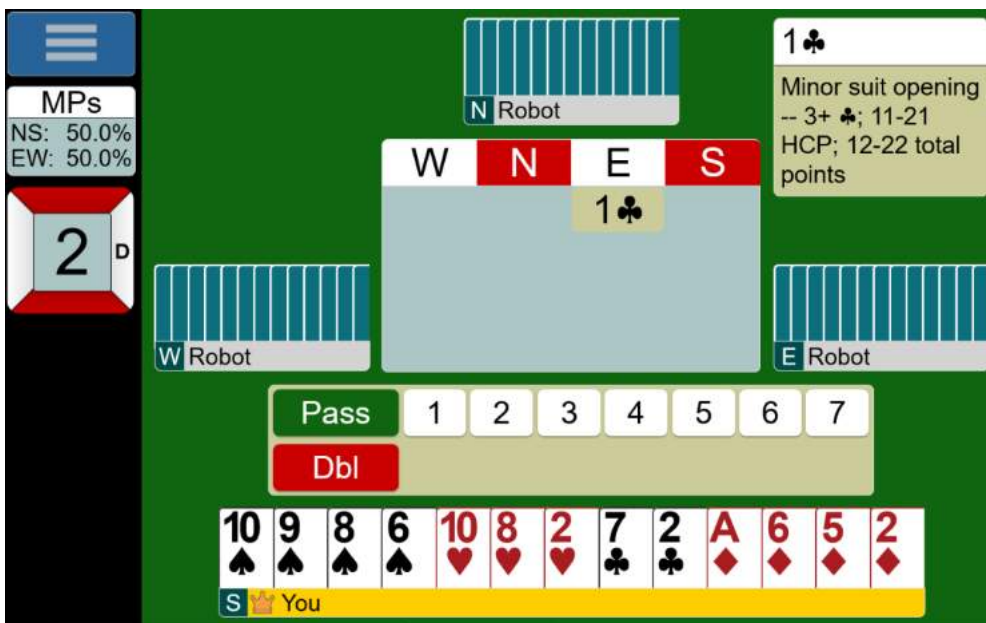


You can jump into playing by clicking any of the these circled in orange. For these options you don't need to sign up, as we simply play anonymously against robots.

If you love to play hands then "Just Declare" might be for you.

Otherwise, "Matchpoints" will be closest to a normal club game.

Let's look at what the screen looks like if we select 'Matchpoints'.



Here we can see we are sitting South, and East has opened one club.

If we are unsure of what a bid means, we can click on it for an explanation.

It is now our turn to bid. If we hover over a bid, it will also show how the robots will interpret your bid. For example, if we hover over 1♥ it will say "One level overcall, 5+♥, 9-19 total points."

During the play of the hand, the screen will look like this:

If we click here, we can undo, or re-deal a new hand.

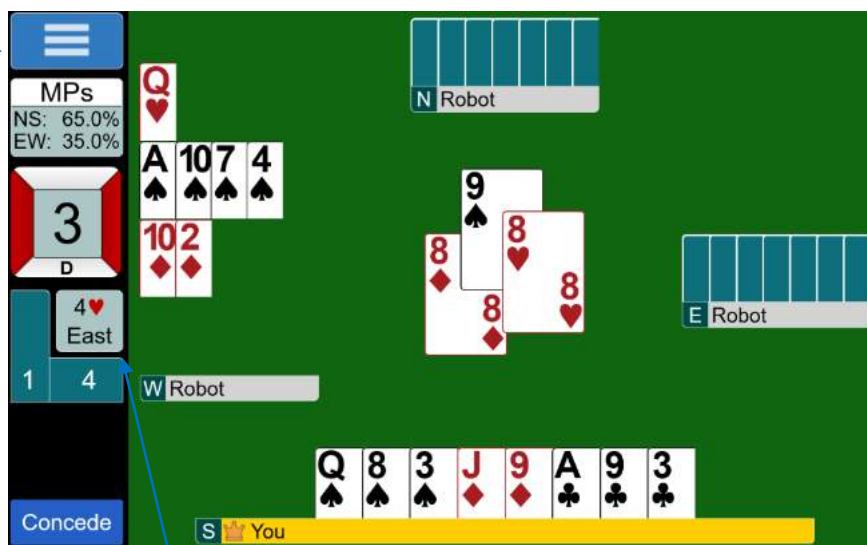
This shows how we are going. 65% so far – great!

This shows we are playing board 3. EW are vulnerable (they are coloured red), and South was the dealer.

This tracks the tricks won by each side. This shows NS has won 1 trick, and EW has won 4 tricks so far.

This shows the current contract.

This yellow bar indicates it is our turn to play.



Note that if our partner (North) becomes dealer, it will let us switch seats for that hand, so we are always declaring, or defending. We don't need practice being dummy!

The robots will use a few conventions that we have not come across yet. The main ones are Stayman, and Transfers. We will be covering these later in the year. For now, don't worry if you don't end up in the best contract – any practice is good practice.



Now is a great time to improve your bridge skills. If you want to improve your declarer play, then [Bridge Master](#) is a fantastic tool you can use. If you return to the main screen and click Bridge Master, you will be taken to this screen.

Here you can select a level appropriate for you. I recommend you start at Level 1, with deal A-1 and work your way up! The bidding and final contract is given for you.

Bridge Master is designed so that if you don't play perfectly, you won't make your contract. If you try a few times and get stuck, click "Show Solution" and it will walk you through the hand, step-by-step. Once you've seen the answer, try playing the hand again!