



NSBC News Item



Mar 2020 No.1

Editor: Kevin Davies



Visit an online bridge club (BBO) for the first time

Kevin Davies, Editor

Document Aim

The aim of this document is to enable NSBC bridge players, especially those who have not used an online bridge club service before, to gain the confidence to play online, thus enabling them to continue to enjoy playing our great game of bridge at this difficult time. Our focus is on Bridge Base Online (BBO)

It is expected that NSBC will establish some regular club bridge sessions on BBO that you can join over the next few weeks.

There are a number of online Bridge Clubs you can use to play bridge from home:

Some examples include:

Bridge Base Online (BBO)	US
OK Bridge	US
Step Bridge Australia	AUS
Bridge Club Live	UK

I am a regular user of **BBO (Bridge Base Online)**, which is the most comprehensive site. User access to BBO is supported via a number of access channels. These include:

- an **iPad APP** from the Apple APP store
- or an **Android App** from the Google play store,
- or by your **Web Browser**.

I use my **Android APP** on my tablet and my **Web access** from my Windows computer, to regularly to gain access to BBO. The same UserID and password is used across all access methods.

Inside This Issue:

	Pages
Visit online bridge club	1
BBO	2
BBO Logon	3
BBO Watch Anonymously	4-5
BBO Registration	6
BBO Live	7-10
BBO Auto Tools	11-16

BBO is regularly used for viewing Australian Championship and other World matches, although these are not occurring at present with the virus problems.

How to access BBO via a web browser:

Click Here [Web browser Access:](https://www.bridgebase.com/index.php)

Or type into your browser this address

<https://www.bridgebase.com/index.php>

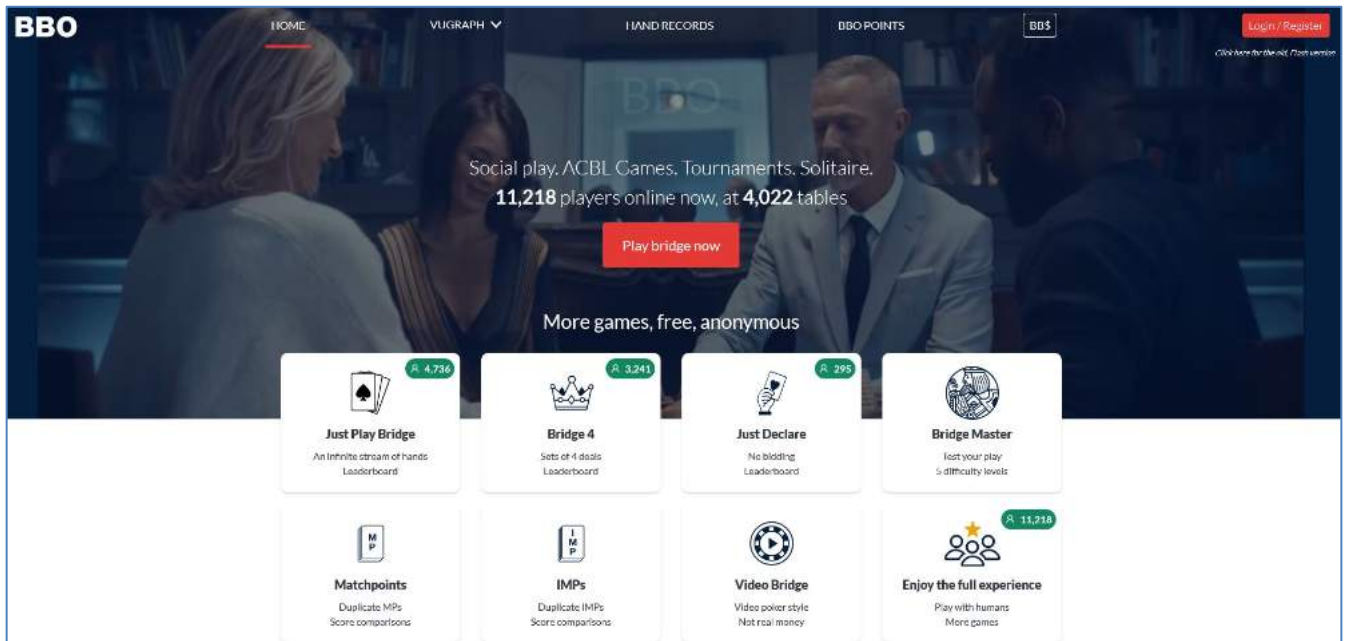
Or for just fast access to the Log in Pane

<https://www.bridgebase.com/v3/>

This accesses the system from the BBO front page which provides access to BBO features.

- Access to the **BBO login** to play or watch humans playing bridge
- A number of alternate **automated tools** that allow you to play bridge with BBO robots.

The displayed screen is shown on the next page:



The screen tells me there are 11,218 bridge players logged in, playing at 4,022 Tables in BBO now! The features of this page include:

Access to BBO via the red **Play Bridge Now** button in the middle of the screen. This access allows you to play or watch bridge against other **human beings** within the BBO platform.

Bridge Automated Tools:

These are ideal if you want to play against robots (without humans). Note the robots play 2/1, and you can click on their bids to see an explanation.

Just Play Bridge: This allows you to **Bid and Play** with **3 robots**

Bridge 4: This allows you to **Bid and Play** 4 hands with **3 robots**

Just declare: This allows you to just **Play the hands** (the bidding and contract is given to you)

Bridge Master: This is a learning tool. You select your skill level, then **Play the hands** (bidding and contract is given to you). You can select “show solution”, and deals get progressively harder.

Matchpoints: This allows you to **Bid and Play** with **3 robots**. **Match point scoring** (e.g. our club duplicates) is used to compare to other results on the hand.

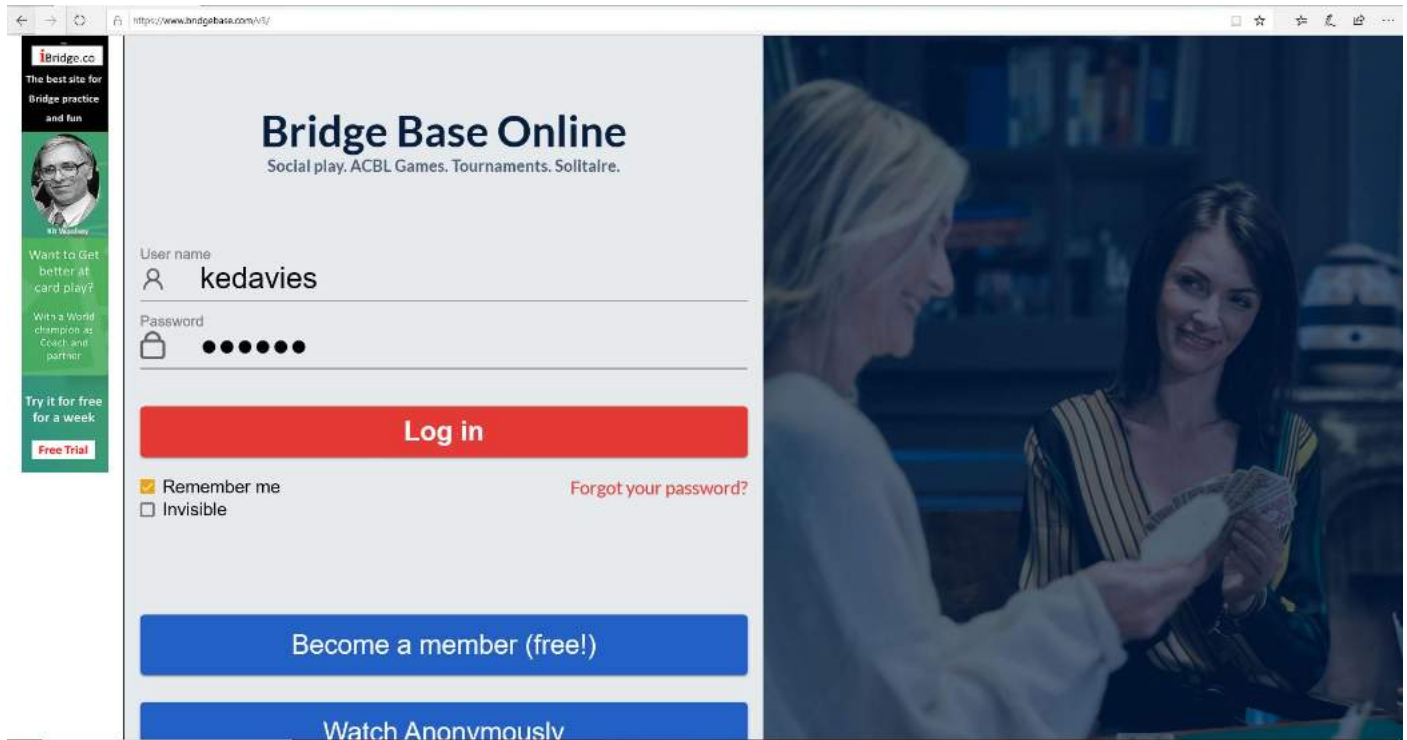
IMPs: This allows you to **Bid and Play** with **3 robots**. **IMP scoring** is used to compare to other results on the hand.

Video Bridge: this requires “flash” capability on your desktop. Old technology that I do not run.

Enjoy the full experience: Takes you to the login same as **Play Bridge Now**

You Clicked on the red oblong **Play Bridge Now** button in the middle of the screen to access BBO to play or watch bridge by Humans.

This pops the BBO login page



Here my login details are remembered and presented as I use BBO regularly.

This login screen supports

- Adverts
- **Existing users** like myself who can just login to play or watch bridge.
- **Password recovery** if I forget
- **New Membership registration**, if you want to join the BBO family.
- Or the ability to just **watch bridge** being played. Note to play bridge, you must register and join

Note: For just fast access to the Log in Pane: <https://www.bridgebase.com/v3/>

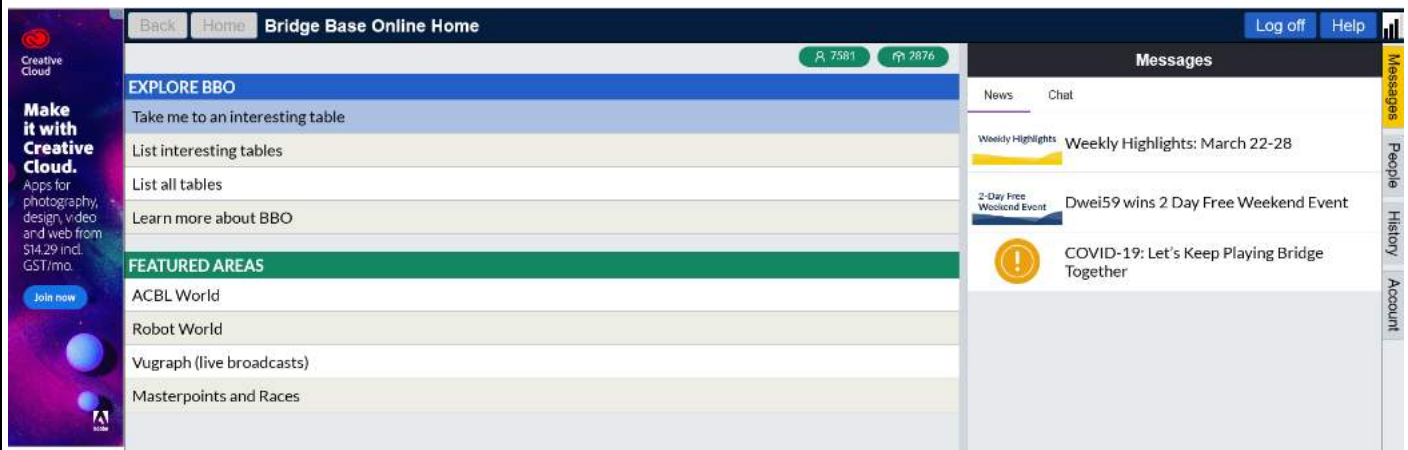
You can just watch and explore via clicking the second blue button at the bottom of the login screen **Watch Anonymously.**

See screen on next page

Watch Anonymously.

You have selected the bottom Blue button to watch humans playing bridge. You are taken into BBO and a limited menu is presented.

A Limited BBO Menu is presented



The first menu item (**Take me to an interesting table**) will take you to a bridge table in the main bridge club as a kibitzer (bridge watcher). See screens on next page

Press:

Take me to an interesting table

Screen Features:

- Blue Menu “Play or Watch Bridge” has 5 bridge areas you can enter to play bridge
 - **Take me to an interesting table:** Will drop you to watch a bridge game
 - **List interesting Tables:** Offers a list of games you go and watch.
 - **List all Tables:** Offers a bigger list of games you go and watch
 - **Learn more about BBO:** Help area
- Green Menu. “Featured Areas”
 - **ACBL World** ACBL Tournaments - Fees are charged
 - **Robot World** Robot Tournaments – Fees are charged
 - **Vugraph (live Broadcasts)** Where the ABF will often showcase big games
 - **Masterpoints and races** I never go here
- In the right-hand Panel, I have set to News (options: News, Chat) and it is showing some general news items

Note: You will need to register and get a login to **actually play some bridge hands at a table.**

Take me to an interesting table

Here you can just sit and watch how the bidding and play progresses in an online bridge club table on the BBO site.



Screen features include:

- The user names of the 4 players are shown (e.g. UserID “kfmak” is sitting South at the bottom of the screen)
- This particular game is an IMPs scored table (below the term “IMPs” is the results from hands already played by this table). Currently NS are up **+14**imps. EW are **-14**. Alternatively, this could have been a MP (match points) scored table and then percentages are displayed.
- The hand being played is number 28
- NS are vulnerable (red), whilst EW are not. This changes with the board being played.
- The contract is 4S/N. (North “barin_ng” is the declarer)
- The hand trick count is currently 6:1
- West is just about to win the ♥Q. The trick counter will soon update to be 6:2
- West is highlighted in yellow, and it is his turn to play a card.

Another Table



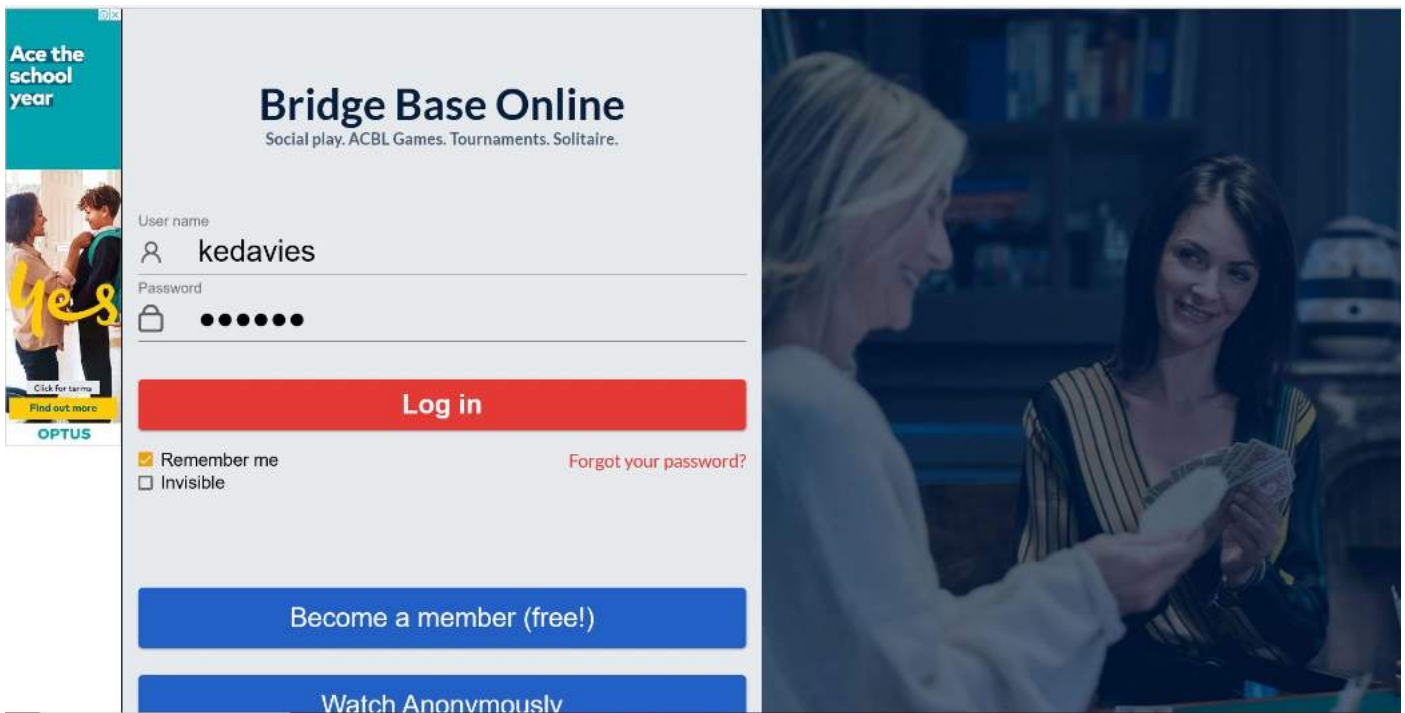
Here, Watching another hand,

- Bidding is in progress as East has opened 1♥
- South is highlighted in Yellow, it's his turn to bid.
- If you're just watching you do not see the bidding box presented to each player in turn.
- If your just watching bridge, North is always at the top of the screen

When you have your **confidence up and wish to play**, go back to the login screen and **Register** via the Blue button

“Become a member (free)”

Registration is simple:



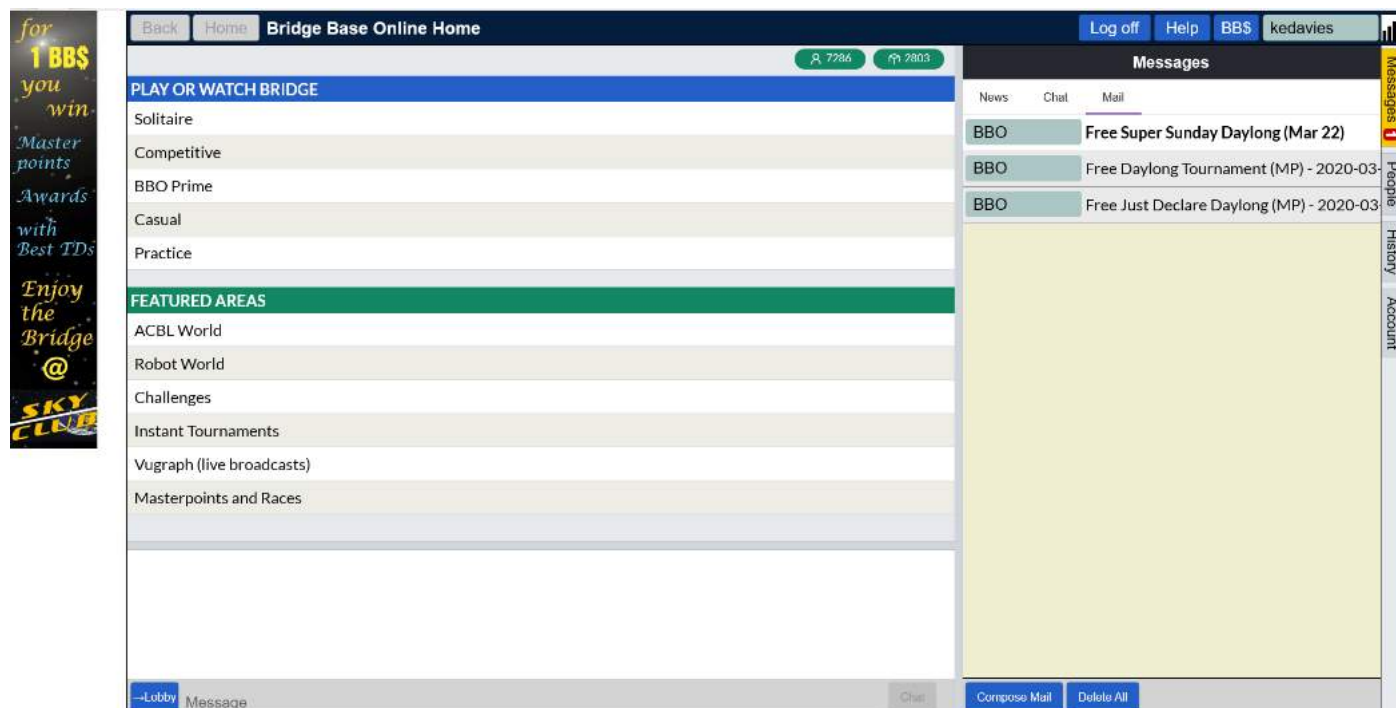
You nominate your desired

- **UserID** (Note: your choice may not be available as it may be already in use)
- **Password**
- Repeat your desired **Password**
- **Select** your Bridge skill level
- **Select** your country
- **Tick** the Agree to the Terms of service

Then press the **Register** button
Quick and simple

BBO Main Menu

Here I have just logged in to BBO, the main BBO Menu will be displayed. This has more options than the watching only menus.



Screen Features:

- Blue Menu “Play or Watch Bridge” has 5 bridge areas you can enter to play bridge
 - **Solitaire**: Offers features where you can just play by yourself with free Robots.
 - **Competitive**: Offers tournaments, team games etc. for the more experienced players. Many of these tournaments are charged for using BB\$.
 - **BBO Prime**: A bridge club with BBO
 - **Casual**: Basically, for newer players hi just want to play bridge with others
 - **Practice**: Primarily for Bridge Teaching
- Green Menu. “Featured Areas”
 - **ACBL World** ACBL Tournaments - Fees are charged
 - **Robot World** Robot Tournaments – Fees are charged
 - **Challenges**
 - **Instant tournaments** Mostly fees are charged
 - **Vugraph (live Broadcasts)** Where the ABF will often showcase big games
 - **Masterpoints and races** I never go here
- In the right-hand Panel, I have set to Mail (options: News, Chat, Mail) and it is showing result messages from 3 free tournaments I have recently played in.

Recommend:

New online players should try the “**Casual**” menu bar (Just click it) to watch or play in casual games of bridge

The BBO Casual player Menu:

The screenshot shows the BBO Casual player menu. The top navigation bar includes 'Back', 'Home', 'Casual', 'Log off', 'Help', 'BB\$', and 'kedavies'. The main menu is organized into three sections:

- HELP ME FIND A GAME - PLAY** (Blue header):
 - Take me to the first seat available
 - I have a partner. Take us to a table
 - Start table with 3 robots
 - List interesting tables
- HELP ME FIND A GAME - WATCH** (Green header):
 - Take me to an interesting table
 - List interesting tables
- FIND YOUR OWN GAME** (Blue header):
 - Start a table
 - Main Bridge Club
 - Relaxed Bridge Club
 - All Public and Private Clubs

The right sidebar displays 'Messages' with various news items, including 'Weekly Highlights: March 22-28', 'SPRING 2020 NABC ROBOT INDIVIDUAL', 'EBU Tournaments every day', '3 per day: Support Your Club ACBL Black Point Games (Daily)', '2-Day Free Weekend Event', 'Dwei59 wins 2 Day Free Weekend Event', 'Free Super Sunday Daylong', 'Heyz wins Super Sunday Daylong March 22', and 'Socially Isolating? Free Digital Bridge Care Pack for you'.

Here I have initially chosen to just **watch a table** in progress and have pressed the “Take me to an interesting table” menu option under the **green header**

Take me to an interesting table

The screenshot shows a bridge game in progress on BBO. The game is titled 'Main Bridge Club (Host: swanson)'. The interface displays the bidding phase with cards 9, 3, Q, 10, K, 7, 4, 3. The players are N: djw, E: ebunny, S: swanson, and W: sob. The game is in the 9th trick. The right sidebar shows the same 'Messages' section as the previous screenshot.

Here I can just sit and watch how the bidding and play progresses. It provides the same functions as the Non-Member bridge watching we described earlier.

When you have your confidence up, go back to the casual menu:

The new online player should try the first menu bar item in the **blue section**

“Take me to the first seat available”

"Take me to the first seat available"

BBO will place you at a table with other casual players to play a few hands of bridge.

The screenshot shows the BBO Main Bridge Club interface. At the top, there are navigation buttons: Back, Home, Main Bridge Club (Host: pocobuddy), Log off, Help, BBS, and kedavies. On the left, there's a sidebar with a menu icon, IMPs (NS: -56.9, EW: 56.9), a score of 197, and a BBO logo. The main area displays a bridge table with four players: S (joer12), W (RU72), N (pocobuddy), and E (kedavies). The bidding window shows 'Pass' for North. Below the bidding window, there are buttons for 'Pass', 'Alert', and 'Explain'. At the bottom, the cards for East (kedavies) are shown: Q♥, J♥, 5♥, 3♥, 9♣, 8♣, 7♣, 5♣, 3♣, K♦, J♦, 7♦, 3♦. On the right, there's a 'Messages' panel with sections for News, Chat, and Mail. It includes weekly highlights for March 22-28, a mention of Santafe winning the 2020 Spring NABC Robot Individual, and various tournament announcements.

Here

- BBO has placed me as **East** at this table. **Note: BBO will always display you as located at the bottom of the screen table display.**
- North is the table host and his UserID is "pocobuddy". He would usually have started the table and chosen settings such as **scoring method** (IMPS, MP or Total points i.e. Rubber scoring)
- It is my turn to bid. **My name is highlighted in yellow at the bottom**, and the Bidding window box has opened just above my cards for me.
- North has already opened the bidding with a (**Pass**)
- I need to just **click Pass** on my shapely 7 hcp as this is not an opening hand. But If I wanted to bid something, I would press a bid level number "e.g. 1" and then the suit options show up (♣, ♦, ♥, ♠, NT) E.g. 1♥
- The bidding would then progress to South. It would flow around the table just as in a game of bridge at the club.
- When the bidding is completed, the player on opening lead will be Highlighted in yellow, and his cards will become selectable by clicking on the desired card to be played. The next player is highlighted (and on his computer he can select a card). This flows until all tricks or a claim is made.
- The right-hand panel is (default set) to News. Various items are shown

Here is another table

- I am watching not playing
- This is a **match points** scoring table. I had to go looking via the table lists.
- They are short a player and are waiting for BBO to drop a player into their game. The south seat is vacant

The screenshot shows a BBO Bridge game interface for a 'Main Bridge Club' hosted by 'longinus'. The game is in progress, and the interface displays the following information:

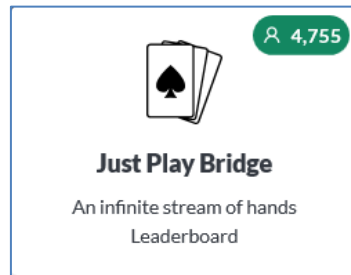
- MPs (Match Points):** NS: 50.0%, EW: 50.0%
- Table:** 16
- Players:**
 - North: yidachan
 - West: pinfarm (2+)
 - East: longinus (8+)
 - South: South - Sit!
- Hand:**
 - North (yidachan): A♠ 6♠ K♥ J♥ 8♥ A♣ K♣ J♣ 6♣ 2♣ A♦ 10♦ 6♦
 - West (pinfarm): 7♠ 5♠ 3♠ A♥ 9♥ 4♥ 3♥ 2♥ 9♣ 4♣ Q♦ 9♦ 4♦
 - East (longinus): QJ109842♠ 7♥ Q7♣ K82♦
 - South (South - Sit!): K♠ Q♥ 10♥ 6♥ 5♥ 10♣ 8♣ 5♣ 3♣ J♦ 7♦ 5♦ 3♦
- Bidding:**
 - West: Pass
 - North: 1♣
 - East: 2♠

Most players in the Casual area use the basic **standard bidding** system that we teach at NSBC.

There are many more options in BBO, like playing with your favorite partner in a game.

Even competitive tournaments. In the competitive area, **2/1 Game force** is the usual default bidding system.

There is extensive **online help**



Just Play Bridge

This automated tool allows you to Bid and Play with **3 x robots** (using the **2/1 bidding system**). Ideal if you just want to bid and play some hands without human interactions

Just Play Bridge is a free solitaire bridge game.

- Live scoreboard
- Robot partners/opponents
- Total points

The robots play a [basic 2/1 system](#) with 5 card majors and strong no-trumps.

Drop us an email at support@bridgebase.com and tell us what you think.

Want more? Login at www.bridgebase.com

- Free unlimited bridge
- Casual play. Make friends, chat, watch.
- Win ACBL Masterpoints (\$)

The system places you as South, presenting the first hand for bidding.

- You bid the hand
- Then play the hand either as Declarer or as a defender.

Score: 0, D: 1, Settings, Claim, Results

West North East South
Pass Pass

Pass 1 2 3 4 5 6 7

Q 2 J 5 Q 10 8 7 2 A K Q 5
♠ ♠ ♥ ♥ ♣ ♣ ♣ ♣ ♦ ♦ ♦ ♦

Score: -450, D: 1, 4♥ West, 11 2, Settings, Claim, Results

11 Tricks taken -450 Click to Continue

K K 8 6 5 3 8 7 6 3 J 4 3
♥ ♠ ♠ ♠ ♠ ♠ ♦ ♦ ♦ ♦ ♣ ♣ ♣

A Q 9 7 6 3 10 8 4 2
♥ ♥ ♥ ♥ ♥ ♠ ♠ ♠ ♠

J 10 4 J 4
♠ ♠ ♠ ♠

K 9 6 10 9 4 2
♦ ♦ ♦ ♦ ♣ ♣ ♣ ♣

J 5 Q 2 A K Q 5 Q 10 8 7 2
♥ ♥ ♠ ♠ ♦ ♦ ♦ ♦ ♣ ♣ ♣ ♣

You can continue to play hands as long as you like. Just press the RESULTS button and the last hand plus your session results are displayed.

#	Result	NS	EW
1	4♥W+1		450
2	2♠S+1	140	

2 D

N North
♠ 64
♥ 10643
♦ J8
♣ AQ942

W West
♠ K1092
♥ Q52
♦ A62
♣ KJ8

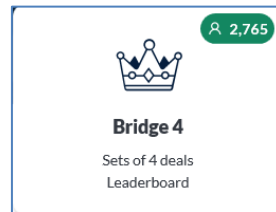
S South
♠ QJ853
♥ AK9
♦ K43
♣ 63

E East
♠ A7
♥ J87
♦ Q10975
♣ 1075

2♠ South 0 0

Return to game Previous Next

To leave and end your session with 2/1 robots, just close your browser



This automated tool allows you to Bid and Play with **3 x robots** (using the **2/1 bidding system**). Ideal if you just want to bid and play just **4 deals** without human interactions

Bridge - 4 hands

Bridge 4 is a free solitaire bridge game.

- Sets of four boards
- Live scoreboard
- Robot partners/opponents
- Total points

The robots play a [basic 2/1 system](#) with 5 card majors and strong no-trumps.

Drop us an email at support@bridgebase.com and tell us what you think.

Want more? Login at www.bridgebase.com

- Free unlimited bridge
- Casual play. Make friends, chat, watch.
- Win ACBL Masterpoints (\$)

The system places you as South, presenting the first hand for bidding.

- You bid the hand
- Then play the hand either as Declarer or as a defender.

Score: 0, D: 1, Settings, Claim, Results

West North East South

Pass Pass

Pass 1 2 3 4 5 6 7

Q2 J5 Q10 8 7 2 A K Q 5

Score: -450, D: 1, 4♥ West, 11 2, Settings, Claim, Results

11 Tricks taken -450 Click to Continue

K♥ K♠ 8♠ 6♠ 5♠ 3♠ 8♦ 7♦ 6♦ 3♦ J♣ 4♣ 3♣

A♥ Q♥ 9♥ 7♥ 6♥ 3♥ J♠ 10♠ 4♠

J♥ K♣ 9♣ 6♣

J♥ 5♥ Q♠ 2♠ A♦ K♦ Q♦ 5♦ Q♣ 10♣ 8♣ 7♣ 2♣

You can continue to play hands as long as you like but in sets of 4 boards. Just press the **RESULTS** button and the last hand plus your session results are displayed.

#	Result	NS	EW
1	2♠S-1		50
2	3♠S=	140	
3	4♠N+1	450	
4	1NTS+2	150	

D 4

N North

♠ AJ8
♥ 8543
♦ Q953
♣ 92

W West

♠ 10
♥ AJ72
♦ K10642
♣ K64

E East

♠ Q6542
♥ Q106
♦ 87
♣ 1085

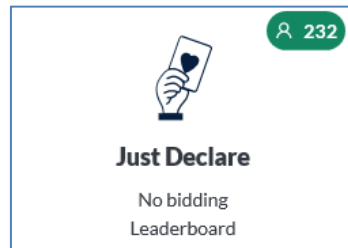
S South

♠ K973
♥ K9
♦ AJ
♣ AQJ73

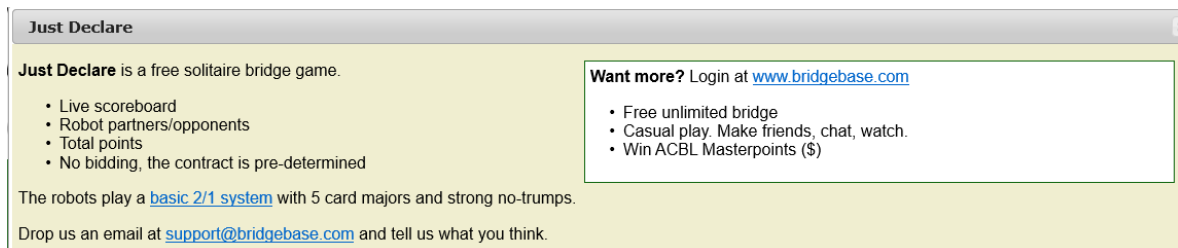
1NT South 0 0

Return to game Previous Next

To leave and end your session with 2/1 robots, just close your browser




This automated tool allows you to **Play the hands** (bidding is presented using the **2/1 bidding system**). Ideal if you just want to play the cards without human interactions



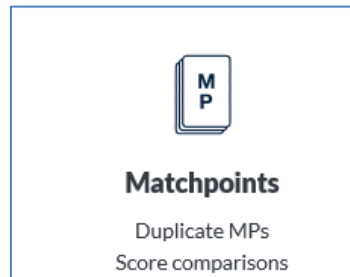
The system places you as South, presenting the first hand for bidding.

- The contract bidding is displayed to you
- Then play the hand as Declarer



Similar, but here the bidding has already ordained, your shown the bidding and the final contract. **You just have to play the cards!**

To leave and end your session with 2/1 robots, just close your browser



Matchpoints:

This automated tool allows you to **Bid and Play** with **3 x robots** (using the **2/1 bidding system**). Ideal if you just want to bid and play some hands without human interactions. **Match point scoring** (e.g. our club duplicates) is used against previous results on the hand.

Back Play Anonymously Help

MPs
NS: 46.2%
EW: 53.8%

2

N Robot

W N E S
Pass

W Robot E Robot

Pass 1 2 3 4 5 6 7

J 10 6 9 6 10 8 6 5 3 A 8 2
S You

History

Board	Result	We	They	We	They
1	4♥S-1		50	46.2%	53.8%

Refresh 46.2% 53.8%

1

N Robot
♠A109
♥K4
♦J107
♣Q9853

W Robot
♠KJ742
♥QJ7
♦96
♣K62

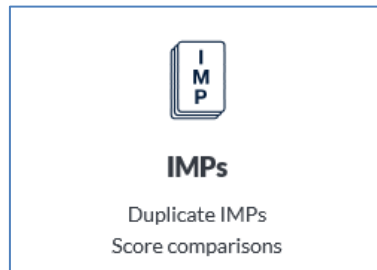
E Robot
♠Q83
♥106
♦A8532
♣1074

S You
♠65
♥A98532
♦KQ4
♣AJ

4♥ South
0 0

Previous deal Previous trick Next trick Next deal

To leave and end your session with 2/1 robots, just close your browser



IMPs

This automated tool allows you to **Bid and Play** with **3 x robots** (using the **2/1 bidding system**). Ideal if you just want to bid and play some hands without human interactions. **IMP scoring** is used against previous results on the hand.

[Back](#)
[Play Anonymously](#)

IMPs
 NS: 0.0
 EW: 0.0

D
 1

0

3♣
West
0

[Concede](#)

Top ASX Income Stocks for 2020

[australianstockreport.com.au](#)

The Best ASX Dividend Shares

Free Report - Get our top 3 ASX Income Stock Recommendations for 2020 and beyond.

[OPEN](#)

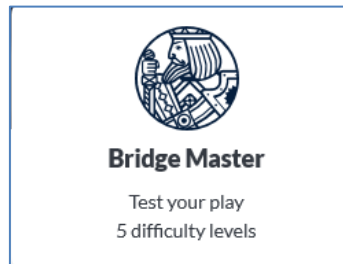
N Robot

W Robot

E Robot

You

To leave and end your session with 2/1 robots, just close your browser



Bridge Master

This automated tool allows you select your skill level, then to **Play the hands** (bidding is presented using the **2/1 bidding system**). Ideal if you just want to play the cards without human interactions. Allows hand deals to get harder to play.



The system places you as South, presenting the first hand for bidding.

- Select your skill level or hardness of the declarer problem
- The contract bidding is displayed to you
- Then you play the hand as Declarer



To leave and end your session with 2/1 robots, just close your browser