


# How to “mute” a WhatsApp Group



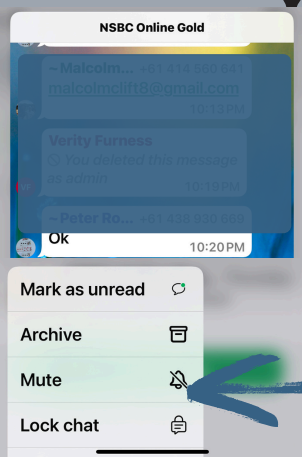
## Don't want a ding from a group

If you do not want your phone to ding each time a NSBC Group chat is added, then you can “mute” the group. Muting a group only applies to that group.




## Go to the Group you want to Mute

Hold your finger on the group and an Options box will appear. Select Mute and this will prevent you being alerted each time there is a message.



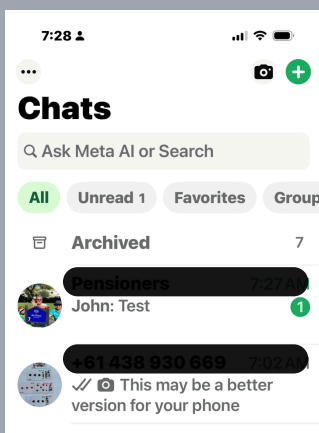
## You will still see messages

You will still see messages, your phone will just not ping, when one is received.



## Use group as normal

Nothing changes, you will use WhatsApp as normal, the muting only affects the group you have muted.



## Saves a lot of pinging!

Doing this means that you receive the benefits of the WhatsApp group but not the annoyance of a whole lot of alerting.

enjoy